



# THE CORSAIR

*IPMS Phoenix / Craig Hewitt Chapter*

## President's Message

Hello, I am Don Stewart, your new President for the next year.

A little background on me:

I began modeling at the age of 8 when I would take my allowance to the hobby shop and buy a model to build. Back then the models were \$0.98 each, which was under my allowance of \$1.00. Sales tax unfortunately took it to \$1.03 so I needed to do extra work or delay getting the model. My dad sometimes helped with this. I did not paint them, but built them rather quickly. It was tons of fun for me, but lots of struggles to find a place to display the models. My skills improved and today I still enjoy building models, but much more attention is paid to the building (IPMS Craig Hewitt taught me this), and the finish. I do not consider myself a great modeler, but I am pretty good, and enjoy finishing a model. There is a great deal of satisfaction in completing a model.

After graduating from High School, I attended the US Air Force Academy and got into flying R/C airplanes. After Navigator training and F-4 Phantom crew training, I flew in the back seat of the F-4C and D Phantoms for 8 years. I also flew a few other planes (but again, that's another story) It was lots of fun, lots of excitement, and some really scary times (more on that later). After separating from the USAF, I got a job as an Aeronautical Engineer at Garrett Turbine Engine Company (GTEC) where I designed Gas Turbine engines for tanks, trucks and aircraft. After 15 years of that I started writing technical proposals for AlliedSignal (they bought GTEC), and then managed proposals for Honeywell (they merged with AlliedSignal and the company took the Honeywell name). I retired in 2013 after 34 years and have been busier than I was when I worked. Whew!

I am also a model railroader (belonging to two groups here in Arizona) and volunteer during several weeks during the summers restoring 1/1 scale narrow gauge train cars and structures on the Cumbres & Toltec Scenic (C&TS) Narrow Gauge Railroad in Chama, NM.

### **So, for the next year, here are my plans:**

First, I want to bring back from the days I first joined the club a simple description of the models brought in for display. This is to have people who bring in models describe what they did that was unusual, different, or tell us about how the build went. We will need to put a time limit on it, say 2-3 minutes per person (not per model) so this portion of the meeting will not take too long. We will see if this works, as I do not want to extend the meeting too long. It could prove interesting and informative.

Second, I want to update the membership list to reflect the current membership information. The last list I found was out of date by over a year.

THIS ISSUE	Modelzona Photos.....	3
	Club Contest Themes.....	9
	What's on my bench .....	11
	Secretaries Notes.....	14
	V2 by Jim Pearsall.....	15
	Editors Corner.....	18
	Club Meeting Calendar.....	20
	Raffle Update & Upcoming Events.....	21
Website References .....	22	



# THE CORSAIR

*IPMS Phoenix / Craig Hewitt Chapter*

## President's Message

Third, I want to update the web page with current pictures and contest results. The latest pictures I found are from 2014. The Facebook page seems to be current.

If there is something you want to see or do at the meetings just let me know.

The club has grown the last few years, so there should be lots of people available to participate in club activities. I have always found more pleasure in groups where I am an active member. I guess this year I will really enjoy the club!

As I was the Vice President this year and moved to the president position, a new person was needed to replace me as VP. Patrick Arnold has agreed to fill in during 2019 as VP of the club. This caused a ripple effect in some of the club officers so here are the officers and some committee chairs for 2019:

President \_\_\_\_\_ Don Stewart (new)

Vice President \_\_\_\_\_ Patrick Arnold (new)

Secretary \_\_\_\_\_ Hal Sanguinetti

Treasurer \_\_\_\_\_ Bill Dunkle

Member-at-Large \_\_\_\_\_ Lyn Gorton

Past President \_\_\_\_\_ Tim Bongard (new)

Committee Chairs:

Contest Chair \_\_\_\_\_ Kevin Wenker (new)

Membership Coordinator \_\_\_\_\_ Lyn Gorton (new)

Corsair Editor \_\_\_\_\_ Lyn Gorton

Are there other committee chairs that I have forgotten? There probably are, but I want to put a complete list together shortly.

Since this month is the white elephant/gift exchange, there will be no raffle. We will start again in January

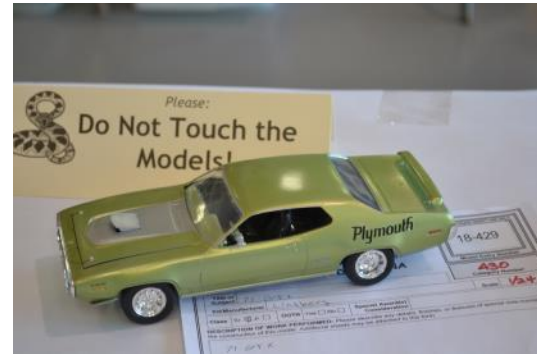
Keep building and bringing in the results.

Don

# Modelzona Photographs



# Modelzona Photographs



# Modelzona Photographs




# Modelzona Photographs



# Modelzona Photographs



# Modelzona Photographs





# *2018 Club Contest Themes*

## **2018 Club Contest Themes**

**January:** Vietnam—anything relating to the Vietnam War or of the era

**February:** Classic Plastic - Any old or classic model kit (Monogram, Frog, Airfix, etc.) produced sometime before 1980.

**March:** Large Scale. Must be a large sized model with at least one dimension 12-inches or larger.

**April:** Armor - Armored cars, tanks, assault guns.

**May:** Sci-fi/Fantasy—Any sci-fi or fantasy model

**June:** Surface Vessel Ships —self explanatory

**July:** Diorama/Vignettes—self explanatory

**August:** Hollywood—Any model connected to a Hollywood TV show or movie

**September:** On This Day In History - self explanatory, any scale or type.

**October:** Animal House

**November:** Autos—self explanatory

**December:** Helicopters—self explanatory

# *2019 Club Contest Themes*

## **2019 Club Contest Themes**

**January:** Large Scale Must be a large sized model with at least one dimension 12-inches or larger.

**February:** Vietnam Era: Aircraft, boats, tanks, etc., that participated during the Vietnam Conflict (a.k.a. War).

**March:** Classic Plastic: Any model kit produced before 1980.

**April:** NAVAL!: Anything designed to be on, in, or under the water (both Military and Civilian).

**May:** Armor: Armored cars, tanks, assault guns, etc...

**June:** Bombers : Aircraft from WWI to modern, any scale or type.

**July:** Out of the Box, STRICTLY how it came from the manufacturer; NO AFTERMARKET of ANY kind!

**August:** Autos Cars, trucks and SUVs to dragsters, custom builds, etc...

**September:** Hollywood Any kit (car, plane, figure) that somehow relates to Hollywood, either in Movies or on TV.

**October:** The need for Speed Any vehicle specifically recognized or attached to speed or breaking/setting speed records.

**November:** Helicopters—self explanatory Any scale or type. ,

**December:** “White Elephant”


# Whats on my bench

Mad Max Porsche part 4

*By Chris Renninger*

So I haven't gotten a whole lot done again this month, work has been insanely busy the joys of retail in Holiday time.

I started off redoing the section above the firewall, it just didn't sit right with me and it made it so the dash had a gap after it that was like ½ inch wide so I just moved it forward and used some scrap evergreen to fill to the edge.




After that I began to play with my scribe, trying to get a cracking effect in the dash, so hopefully once I paint this up it will come out close to what I'm looking for but we shall see. Going to be painting the dash black with a yellow in the cracks to simulate the dash pad stuffing. If anyone has a better way of doing this please let me know :P.




# Whats on my bench Continued

I have been avoiding the exhaust this whole time I had no idea how I wanted to do it or make it. Well I had spare tubing let's just do it! Decided to go the easy route and make drag pipes, I think they came out nicely. I have a ignition wire set on order for this as well, so I think it is done until I get the rest of the parts in.



Plans for this month! Get all these painted flat black and weathered.



Painted faded aluminum

# Whats on my bench Continued

Then figure out a way to make these wheels look very beat.



So as of now this is how it sits!! I promise next month will be a bigger article!



# Secretaries Notes

Hal Sanguinetti

President Tim Bongard called the meeting to order a few minutes past 7 to a pretty good turnout considering we've all just survived Modelzona 3 days ago and the National a few months ago. There was one new visitor, an ex-Air Force vet who builds armor, which earned him a round of applause. and some friendly ribbing from the aircraft group!)

Vice President Don Stewart discussed the items in the raffle, which was really good tonight. Bill Dunkle covered the Treasurer's report; we're still solvent, inspite of considerable expenses due to Modelzona, which had 392 entries. At this point, not including the money we receive from the CAF, we made a bit over \$500. The Nationals were a huge success.

Pat Arnold covered the member signup procedure for any guests. We picked up one new member last month. This month's contest was Autos, and Dale Mickley was publicly thanked for bringing 30+ models. Next month will be helicopters.

Diane Much discussed the Xmas party, which will be at Dillons (on 59th Ave just north of the 101). The party will be \$23 per person. November 23 is the absolute deadline to sign up. Friday December 7 is the date, from 7:30 to 10pm

New Business: there's a show in South Dakota, if you're interested, see Tim or check out the website. Mike Makowski had a big free bag of kit instructions, free for the taking.

Being as there was no Old Business brought up, we moved on.

Mike Makowski mentioned the 2019 Mesa Makerfest, which is on February 16 this year. He will look into it.

President Tim Bongard then shocked the meeting with the announcement that for business and personal reasons, he is handing the club reins over to VP Don Stewart at the end of the meeting tonight. Pat Arnold will move up to VP, and the executive board will take care of the rest of the positions. I will continue as Secretary. Kevin Wenker will be Monthly Contest Chairman. We're all sorry to see Tim go, as he has accomplished much during his unfortunately too-short time as President - thank you Tim!

Dale Mickley won the contest - he was actually guaranteed to win the contest as virtually every model on the table was his - with his '49 Mercury.

Bregun 1/144 German Rocket V-2 /A4  
Jim Pearsall

## The Missile

The V-2 was the first operational ballistic missile. It didn't use an aiming system as such, but was launched in the exact direction of the target. The engine was cut off when the missile was at the correct speed and altitude to allow it to coast to the target. The 2150 pound warhead could do a large amount of damage, and, unlike the V-1 there was no way to intercept a V-2. A V-2 was also the first vehicle to go into outer space, reaching an altitude of 100 km. (62 miles).

The V-2 was a "vengeance" weapon, to answer the Allied bombing of German cities. The main targets were London, Antwerp and Liege. Over 3000 V-2s were launched against these cities.

## The Kit

This kit is mostly resin, with some PE details for the launch stand.

## Construction

### The Rocket

Building the rocket is fairly finicky but not difficult. The rocket body is removed from the pour block, the fins are cut off the sprue, and the fins are attached to the rocket.

I used a fairly large saw with fine teeth to separate the rocket body. The connection between the pour block and the body is easy to see, easy to cut, and the cut is hidden under the model when it's complete.

I cut the fins from the resin sprue with a #11 blade. I use a scalpel, but an X-Acto would work as well.

Once the fins were cleaned up, I glued them to the rocket. There was a small amount of bend in a couple of the fins. I took care of this by gluing the bottom end of the fin to the rocket, then gently bending the fin until it was pretty close to straight. A touch of CA glue, a bit of alignment and a touch of accelerator made the fins acceptably straight.

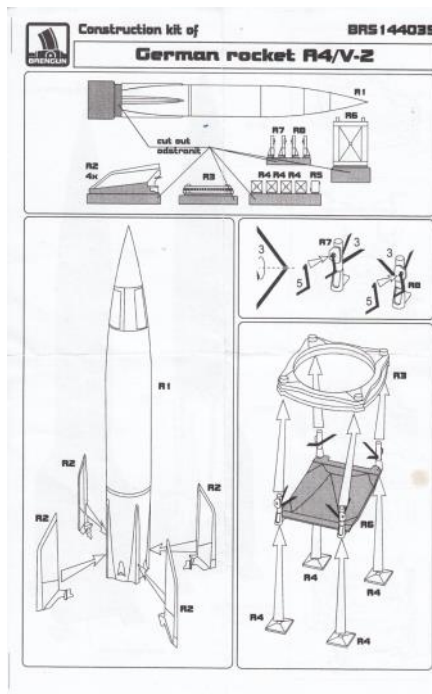
When I finished gluing the fins on, I had to use a bit of putty along the joints.

### The Launch Stand

The launcher was more complex and time consuming than the rocket. There are 4 vertical legs which go between the exhaust deflector and the missile mounting ring. Each of these has 2 photoetch parts. I had some trouble figuring out where PE parts 3 and 5 lined up on the supports. The instructions are not very detailed/ The legs attach to the corners of the deflector and the missile support ring. There are 4 resin feet which attach to the bottoms of the legs.

Once I had the legs attached to the deflector and the support ring, I had to do some adjustment by cutting and sanding to get the launcher even, so the rocket would sit vertically.

There are 4 PE parts which attach to the mounting ring and line up with the fins. There are also two PE support parts which attach between the fins and on opposite sides.



Brengun 1/144 German Rocket V-2 /A4  
Jim Pearsall

## Painting

The missile paint scheme I used is the late war one, overall medium green, with a white stripe at the base of the warhead. I painted the nose area white, put on a mask using .7mm Tamiya tape, and painted the rest of the missile RLM 71.

The paint scheme for the launcher wasn't hard to do, but the instructions call for "European Yellow". I couldn't find any description of this color on the internet. I finally used Santa Fe yellow. Since everything on the launcher is one color, it wasn't hard to do at all.


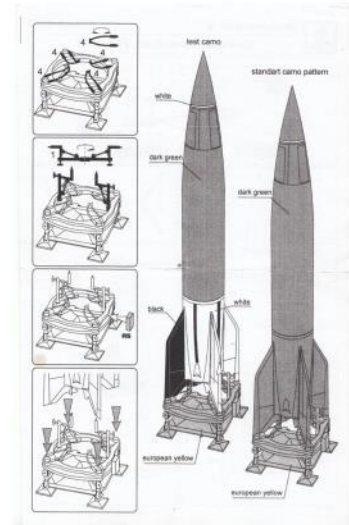
## Finishing Touches

The only thing left to do after painting was mount the missile to the launch stand. Everything lined up pretty well, and a little CA on each fin worked fine.

## Overall Evaluation

Recommended. The finished product looks good, it wasn't a difficult build, and it certainly fills a spot in my World War II weapons shelf. If you're interested in the Wehrmacht, Werner von Braun, Guided Missiles, or space history, this kit will fit your collection.

Many thanks to Brengun for this excellent kit, and to IPMS/USA for the chance to build it.





# Membership

**For only \$1 a month you get all of this**

- . Monthly club newsletter**
- . Discounted club T-shirts**
- . Modelzona**
- . Monthly Raffle Prizes**
- . Monthly contest awards**
- . Annual club Christmas party**
- . And more**

**Remember that you have to be a member in good standing to win competitions and vote for anything that the club brings to the table. So Make sure to see Treasurer, Bill Dunkle, at the club meeting to sign up for membership**



# EDITORS CORNER

## BY LYN GORTON



“Well here it is Merry Christmas everyone” as Noddy Holder once sang. It has been an eventful year with a lot of changes and a lot of new adventures. We had a blast showing the rest of the modeling world that we can put on a great national convention (for the 3rd time), all made possible by the hard work and dedication of devoted club members. We also did another great job with Modelzona which goes from strength to strength. Both of these shows are only possible because our membership stepped up and made it happen.

If you read Hals secretaries notes (page 14) you will see that we have had a few changes on the committee. Don Stewart is now President whilst Pat Arnold has taken over as Vice President. Kevin Wenker has taken over the monthly competitions and I have taken on the membership role. We are going to see a lot of changes in 2019 so please read all that we send you and please be prepared to step into a more pro active role when you can.

The white elephant gift exchange will be on Tuesday 4th December. Please bring your wrapped gift to enter into the exchange, remember the pontoon bridge went last year and was actually built and displayed at modelzona by Laura.

The club Christmas Dinner at Dillions is on the 7th so if you have booked please remember to bring your money and pay to Bill Dunkle on Tuesday.

The club traditionally meets on the first Tuesday of the month. However the first Tuesday of January 2019 is New Years Day so the meeting will be on the 2nd Tuesday ie the 8th to enable all hangovers to be clear.



## EDITORS CORNER

VA Hospital

Just a reminder that our club still collects items for the VA patients. This would be mostly kits, magazines and books.

You can bring anything to the monthly meeting or drop off items at Hobby Depot, 216 W Southern Ave, Tempe.

The VA volunteers heap a lot of praise on our club for these efforts.

Dave Weitzel



### CONTENT NEEDED!!!!

The Corsair needs your help! To keep this newsletter filled with all the great content, I need your help with content. Here are some useful items that I can use to put together future

issues each month:

- Kit reviews/In-box reviews
- Website links
- Modeling related articles
- Commentary and featured columns
- Neat, strange or otherwise shareable pictures
- Book reviews
- Trip and vacation write-ups

Anything you have can be used. Don't hesitate. Even a few paragraphs are great.

**2019 CLUB MEETING CALENDAR**

All meetings held at American Legion Post #1, 364 N. 7th Ave., Phoenix, AZ 85003

**JANUARY 2019**Tuesday 8th, 7pm  
Seminar/Speaker:**JULY 2019**Tuesday 2nd 7pm  
Seminar/Speaker:**FEBRUARY 2019**Tuesday 5th 7pm  
Seminar/Speaker:**AUGUST 2019**Tuesday 6th, 7pm  
Seminar/Speaker:**MARCH 2019**Tuesday 5th, 7pm  
Seminar/Speaker:**SEPTEMBER 2019**Tuesday 3rd, 7pm  
Seminar/Speaker: TBA**APRIL 2019**Tuesday 2nd 7pm  
Seminar/Speaker:**OCTOBER 2019**Tuesday 1st, 7pm  
Seminar/Speaker: TBA**MAY 2019**Tuesday 7th, 7pm  
Seminar/Speaker:**NOVEMBER 2019**Tuesday 5th, 7pm  
Seminar/Speaker: TBA**JUNE 2019**Tuesday 4th, 7pm  
Seminar/Speaker: TBA**DECEMBER 2019**Tuesday 3rd, 7pm  
Event: White Elephant



# Raffle Update

## December Raffle Items

Tickets are \$1 or six for \$5.

No Raffle This month due to White Elephant Gifts.

Remember to bring your wrapped gift to enter and receive a draw ticket.

### UPCOMING EVENTS

December 7th Xmas Party (Dillions, 20585 N.59th Av, Glendale)  
 Buffet must be paid for no later than the club meeting on  
 December 4th

## IPMS Phoenix / Craig Hewitt Chapter

The club meets at 7pm on the first Tuesday of each month at the American Legion Post #1 in Phoenix. Check the club website at [www.ipms-phoenix.org](http://www.ipms-phoenix.org) for more meeting info.

**American Legion Post #1**  
 364 N. 7th Ave.  
 Phoenix, AZ 85003

The post is located South of I-10 just a few blocks North of Van Buren. Look for the huge American flag.

### Chapter Officers

- President..... Don Stewart .....snpcw13@gmail.com
- Vice President..... Patrick Arnold .....only1troll@yahoo.com
- Secretary ..... Hal Sanguinetti .....Diggerboi2@gmail.com
- Treasurer ..... Bill Dunkle.....bdunkle@msn.com
- Member At Large..... Lyn Gorton .....lyngorton@hotmail.com
- Membership Coordinator Lyn Gorton.....lyngorton@hotmail.com
- Webmaster ..... Craig Bucklin.....webmaster@ipms-phoenix.org
- Newsletter Editor ..... Lyn Gorton .....lyngorton@hotmail.com

## Useful Links

Bjorn Jacobsen—Aircraft Dioramas—[www.dioramas-and-models.com](http://www.dioramas-and-models.com)  
Plasmo—good visual instructions on “You Tube”—just search for plasmo  
Kittyhawk replacement parts—[Sophialynn@gmail.com](mailto:Sophialynn@gmail.com)  
Trumpeter replacement parts—[Joanna@trumpeter-china.com](mailto:Joanna@trumpeter-china.com)  
Revell Germany—[Amortimer@Revell.De](mailto:Amortimer@Revell.De) (Annette Mortimer)  
Special Hobby—[www.specialhobby.Ev/contact](http://www.specialhobby.Ev/contact)  
Tamiya—[US\\_support@Tamiya.com](mailto:US_support@Tamiya.com)  
MRCsupport@[modelrectifier.com](mailto:modelrectifier.com)  
Rivet detail and schematic drawings—[www.airwar.ru](http://www.airwar.ru)  
Fine Scale modeling techniques <http://paulbudzik.com>  
“How to “Videos—[Youtube.com/Andyshobbyheadquarters](https://www.youtube.com/Andyshobbyheadquarters)  
Online magazine for all things avionic [www.wingleadermagazine.co.uk](http://www.wingleadermagazine.co.uk)

If you have a good reference site let me have a brief description and a web address and we will keep this list as a reference.


## Join the **IPMS/USA!**

\$30 annual membership includes a one year subscription to the IPMS Journal. Visit [www.ipmsusa.org](http://www.ipmsusa.org) to download a membership form. Or you can write to:



IPMS/USA National Office  
P.O. Box 56023  
St. Petersburg, FL 33732-6023

Membership also gives you access to the online Discussion Forum, where you can exchange ideas and information with other members of IPMS.



## CONTENT NEEDED!!!!

The Corsair needs your help! To keep this newsletter filled with all the great content, I need your help with content. Here are some useful items that I can use to put together future issues each month:

- Kit reviews/In-box reviews
- Website links
- Modeling related articles
- Commentary and featured columns
- Neat, strange or otherwise shareable pictures
- Book reviews
- Trip and vacation write-ups

Anything you have can be used. Don't hesitate. Even a few paragraphs are great.



# SUPPORT YOUR LOCAL HOBBY SHOP!



*RIGHT  
STUFF,  
RIGHT PRICE*

[www.thehobbydepot.com](http://www.thehobbydepot.com)

216 W. Southern Ave.  
Tempe, AZ 85282

*Avalon  
Books and Hobbies*

1510 N. Scottsdale Rd.

Tempe, AZ 85281

(480) 994-2263



**Rhino's  
Hobby Tools  
& More**

f Rhino's Hobby Tools & More

Michael Ronnau  
cactus\_rhino@cox.net

**space in miniature**

**Space modeling reference books**

**by Mike Mackowski.**

**[www.spaceinminiature.com](http://www.spaceinminiature.com)**

[www.airline-hobby.com](http://www.airline-hobby.com)

*Your One Stop Source for  
Scale Model Airliner Kits, Decals,  
Diecasts and Accessories*

**HOBBY BENCH**

**2 Great Locations!**

8058 N. 19th Ave.  
NW corner  
19th Ave. & Northern  
602-995-1755

4240 W. Bell Rd.  
NE corner  
43rd Ave. & Bell  
602-547-1828



**THE MAD MEATBALL**

**MIKE CHOLEWA**

**602-944-4096**

"DEALER IN PRE-OWNED PLASTIC"

12629 NORTH 21ST DRIVE

PHOENIX, AZ 85029



**ANDY'S HOBBY  
HEADQUARTERS**



15224 N. 59th Avenue, Suite 12  
Glendale, AZ, 85306  
tel. (602) 439-1456